




## ArtUs - TRASDUTTORI

SONDE LINEARI		Parametri				Applicazioni										
Foto	CODICE / Modello	Elementi Cristalli	Range Frequenze MHz	Raggio Curv. mm	Campo di Vista gradi mm	Abdomen	OB. -Gyn.	Vascular	Small Parts	MSK/Neuroi.	Pediatry	Cardiology	Transrectal	Transvaginal	Vascular Access	Interventional
 Linear HD	L15-7H40-A5	192 Elementi	7.5 - 15.0 MHz	-	40 mm			<input checked="" type="checkbox"/>	<input checked="" type="checkbox"/>	<input checked="" type="checkbox"/>	<input checked="" type="checkbox"/>				<input checked="" type="checkbox"/>	
 Linear HD	L12-5N40-A4	128 Elementi	5.0 - 12.0 MHz	-	40 mm			<input checked="" type="checkbox"/>	<input checked="" type="checkbox"/>	<input checked="" type="checkbox"/>	<input checked="" type="checkbox"/>				<input checked="" type="checkbox"/>	
 Linear HD	L18-7H30-A5	192 Elementi	7.0 - 18.0 MHz	-	30 mm			<input checked="" type="checkbox"/>	<input checked="" type="checkbox"/>	<input checked="" type="checkbox"/>	<input checked="" type="checkbox"/>				<input checked="" type="checkbox"/>	
 Linear Flat Shape	LF9-5N60-A3	128 Elementi	5.0 - 9.0 MHz	-	60 mm					<input checked="" type="checkbox"/>						
 Linear Flat Shape	LV8-5N60-A2	128 Elementi	5.0 - 8.0 MHz	-	60 mm					<input checked="" type="checkbox"/>						

\* Our products are under constant development, so their design and specifications are indicative and may change at any time.

SONDE CONVEX		Parametri				Applicazioni										
Foto	CODICE / Modello	Elementi Cristalli	Range Frequenze MHz	Raggio Curv. mm	Campo di Vista gradi mm	Abdominal	OB.-Gyn.	Vascular	Small Parts	MSK/Neurol.	Pediatry	Cardiology	Transrectal	Transvaginal	Vascular Access	Interventional
 Convex HD	C5-2H60A-5	192 Elementi	2.0 - 5.0 MHz	R60	60°	■	■	■			■					
 Convex HD	C6-1H50-A5	Single Crystal	1.0 - 6.0 MHz	R50	50°	■	■	■			■					

\* Our products are under constant development, so their design and specifications are indicative and may change at any time

SONDE PHASED ARRAY		Parametri				Applicazioni										
Foto	CODICE / Modello	Elementi Cristalli	Range Frequenze MHz	Raggio Curv. mm	Campo di Vista gradi mm	Abdomen	OB.-Gyn.	Vascular	Small Parts	MSK/Neurol.	Pediatry	Cardiology	Transrectal	Transvaginal	Vascular Access	Interventional
 Phased Array Sector	P5-1S15-A6	64 Elementi	1.5 - 5.0 MHz	-	90°	■						■				

\* Our products are under constant development, so their design and specifications are indicative and may change at any time